




Gages for Ultra-small Strain Measurement KSPH & KSPL

Patterns, Gage Resistance, Gage Factor	Models	Dimensions (mm)				Remarks
		Grid		Base		
		Length	Width	Length	Width	
●KSPH Series High-output Semiconductor Strain Gages						
Uniaxial 2000Ω gage Resistance: 2000 Ω Gage factor: Approx. 170		The KSPH series gages have the resistance especially increased, thereby making high bridge voltage applicable to obtain high output voltage. Applicable Adhesives and Operating Temperature Range after Curing CC-33A: -50 to 120°C CC-36: -30 to 100°C				
		KSPH-4-2K-E4	4	0.73	11	4
Uniaxial 10000Ω gage Resistance: 10000 Ω Gage factor: Approx. 170						
		KSPH-9-10K-E4	9	0.58	16	5
Patterns, Gage Resistance, Gage Factor	Models	Dimensions (mm)				Remarks
		Grid		Base		
		Length	Width	Length	Width	
●KSPL Ultra Linear Semiconductor Gage						
Uniaxial 60Ω gage Resistance: 60 Ω Gage factor: Approx. 90		The KSPL gage features a superior linearity of resistance change against strain in a comparatively wide range, thereby making it suitable as a sensing element of transducers. Applicable Adhesives and Operating Temperature Range after Curing CC-33A: -50 to 120°C CC-36: -30 to 100°C				
		KSPL-7-60-E4	7	0.28	14	5

A min. qty 4 PC.

Encapsulated Strain Gages

●Encapsulated Strain Gages


MI Cable length codes and optional accessories

E.g. 1) KHCS-10-120-G12-11 C5M
for KHCS with 5 m long MI cable.
2) KHCS-10-120-G12-11 C2MV
for KHCS with 2 m long MI cable and a
bridge adapter pre-attached.

Options

Bridge box DB-120A/L

Connect KHCV or KCW to form a Wheatstone bridge



●DB-120A

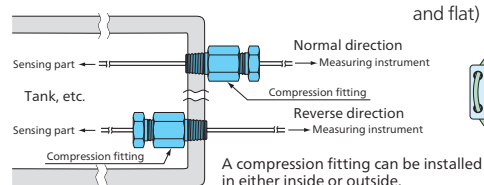
Cable: Chloroprene-coated 5 m long, terminated a NDIS connector.
Dimensions: 60 x 42 x 25 mm
Weight: Approx. 600 g (including cable)

●DB-120L (Compact plug-in type)

Cable: Removable type 5 m long, terminated a NDIS connector.
Dimensions: 60 x 20 x 20 mm
Weight: Approx. 60 g (Excluding cable)

Compression fitting

For fixing MI cables.
When ordering, specify it.



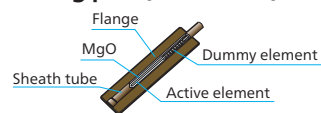
A compression fitting can be installed in either inside or outside.

Hermetically sealed weldable strain gages are consist of sensing part and cable.

When ordering, specify the model together with code of the desired MI cable length, suffixed with a space in between. The suffix may include codes of the optional bridge adapter and compression fitting (See table below.) In all case, the length of soft cable is 50 cm (For extension, contact us).

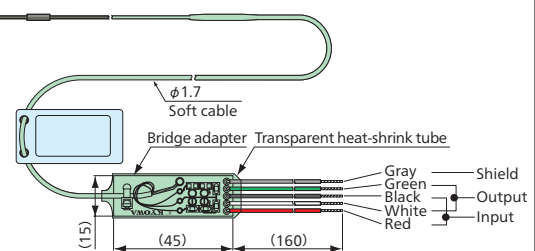
MI cable length	Code of MI cable length	Bridge adapter pre-attached A	Compression fitting B	A & B
1m	C1M	C1MV	C1MF	C1MFV
2m (Std.)	C2M	C2MV	C2MF	C2MFV
3m	C3M	C3MV	C3MF	C3MFV
4m	C4M	C4MV	C4MF	C4MFV
5m	C5M	C5MV	C5MF	C5MFV
6m	C6M	C6MV	C6MF	C6MFV
8m	C8M	C8MV	C8MF	C8MFV
10m	C10M	C10MV	C10MF	C10MFV

Sensing part (2-element)



Half bridge adapter

Equipped with optimum temperature compensation resistors for the operating temperature range. When delivered, it is per-attached to the soft cable to prevent erroneous wiring and ensures labor saving.



Quarter bridge adapter

A dedicated adapter to the KHCV, enables easy selection of the cutoff frequency (1.6, 7.23, 16 Hz, and flat) as well as easy connection to the measuring instrument to prevent erroneous wiring.

